

M-Core B-Li-HP

M-Core B-Li-HP SDemo

DATA SHEET

80

60

40

30

20



Made for

iPhone | iPad | iPod

Earhook

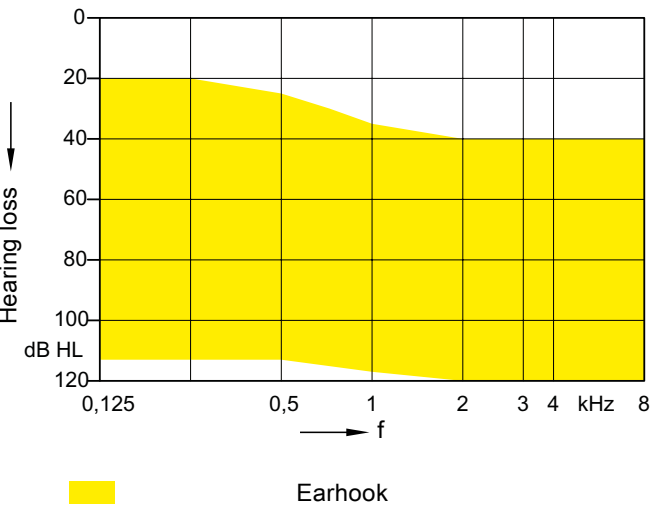
- 82 dB / 140 dB SPL
(2 ccm coupler)
- 86 dB / 144 dB SPL
(ear simulator)

M-Core B-Li-HP · Technical Data

Type	Earhook	
	2 ccm coupler	Ear simulator
Output sound pressure level		
OSPL 90 at 1.6 kHz	–	135 dB SPL
OSPL 90 (Peak)	140 dB SPL	144 dB SPL
HFA-OSPL 90	133 dB SPL	–
Gain		
FOG at 1.6 kHz	–	77 dB
FOG (peak)	82 dB	86 dB
HFA-FOG	74 dB	–
Reference test gain	56 dB	60 dB
Frequency, noise and directivity		
Frequency range 80 60 / 40 / 30 / 20	100 - 5400 Hz 100 - 5400 Hz	100 - 5400 Hz 100 - 5400 Hz
Equivalent input noise	18 dB SPL	18 dB SPL
Total harmonic distortion at 500 / 800 / 1600 / 3200 Hz	5 / 1 / 1 / 1 %	5 / 2 / 2 / – %
Tinnitus Function broadband	94 dB SPL	–
AI-DI	3.8 dB	
Latency	< 15 ms	
Inductive coil sensitivity		
MASL (1 mA/m) at 1.6 kHz	–	108 dB SPL
HFA MASL (1 mA/m)	104 dB SPL	–
HFA SPLITS (left/right)	116 / 116 dB SPL	–
RSETS (left/right)	0 / 0 dB	–
HFA SPLIV	116 dB SPL	–
Battery		
Battery runtime (without streaming)	up to 61 h	
Battery runtime (incl. 5 h streaming)	up to 57 h	
IRIL IEC 60118-13:2016 Ed. 4.0		
700-960 MHz (rating)	user	
1400-2000 MHz (rating)	user	
2000-2700 MHz (rating)	user	
ANSI C63.19-2011		
800-950 MHz (rating)	M4/T4	
1600-2500 MHz (rating)	M4/T4	

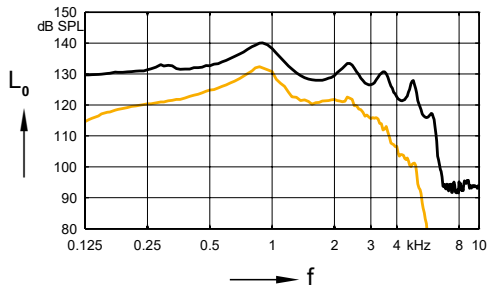
Please find additional information to the values on page “Further Information”.

M-Core B-Li-HP · Fitting Range



Earhook · Basic Data

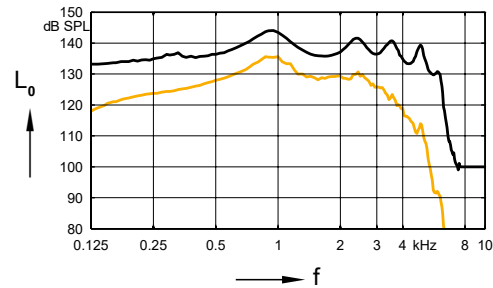
2 ccm coupler



Max. Output sound pressure level ($L_i = 90$ dB)

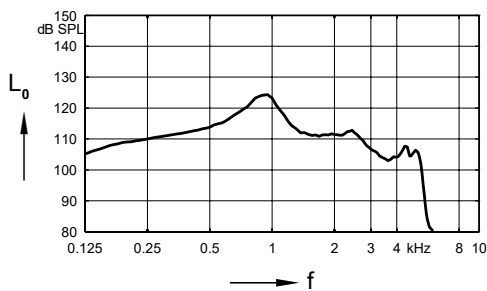
Full on gain ($L_i = 50$ dB)

Ear simulator

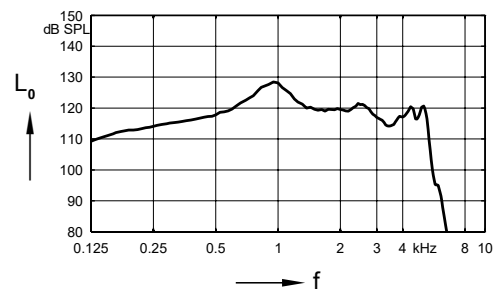


Max. Output sound pressure level ($L_i = 90$ dB)

Full on gain ($L_i = 50$ dB)

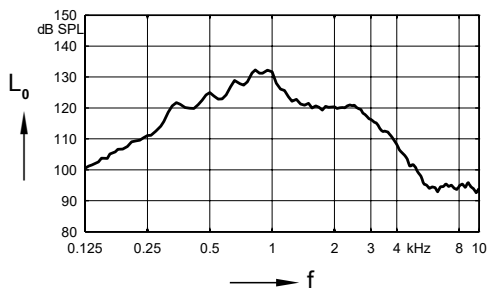


Frequency response ($L_i = 60$ dB)

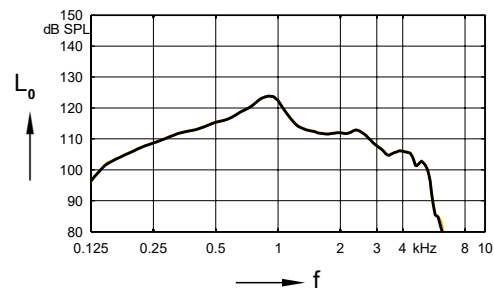


Basic acoustic response ($L_i = 60$ dB)

Inductive response

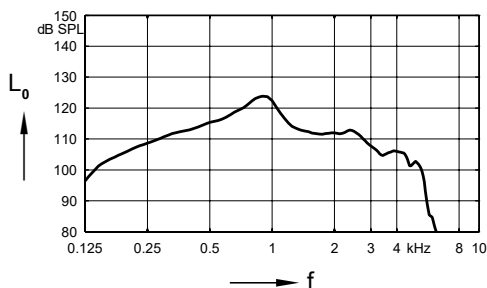


Inductive response ($H = 10$ mA/m)



SPLITS curve left ($H = 31.6$ mA/m)

SPLITS curve right ($H = 31.6$ mA/m)



SPLIV curve ($H = 31.6$ mA/m)

M-Core B-Li-HP · Features and Accessories

	80	60	40	30	20
Features					
Channels / Controls / Programs	34 / 16 / 6	32 / 16 / 6	24 / 12 / 6	16 / 8 / 4	16 / 8 / 4
Soundpro	High Res	High Res	High Res	High Res	High Res
My Voice (own voice processing)	●	●	●	—	—
Direct Streaming / Auto Volume	Made for iPhone via TV Transmitter & Smart Mic / Auto Volume	Made for iPhone via TV Transmitter & Smart Mic / Auto Volume	Made for iPhone via TV Transmitter & Smart Mic / Auto Volume	Made for iPhone via TV Transmitter & Smart Mic / Auto Volume	Made for iPhone via TV Transmitter & Smart Mic / Auto Volume
Wireless Sync	●	●	●	●	●
Directionality	Automatic Adaptive, iOmni, Front & Back, Left & Right, Narrow	Automatic Adaptive, iOmni, Front & Back	Automatic Adaptive, iOmni	Automatic Adaptive	Automatic Adaptive
Noise Reduction	Noise Management, Sound Smoothing, Directional	Noise Management, Sound Smoothing, Directional	Noise Management, Sound Smoothing	Noise Management, Sound Smoothing	Noise Management
Wind Noise Reduction	Standard Binaural	Standard Binaural	Standard	Standard	—
Reverb Reducer	●	—	—	—	—
Bandwidth: Extension / Compression	● / ●	— / ●	— / ●	— / ●	— / ●
Music Enhancer (Live / Recorded / Playing)	●	●	—	—	—
Tinnitus Function	Sound Therapy	Sound Therapy	Sound Therapy	Sound Therapy	—
XPhone	●	●	●	—	—
Acclimatization / Data logging	● / ●	● / ●	● / ●	● / ●	● / ●
T-Coil	●	●	●	●	●
Small ear hook	○	○	○	○	○
Accessories					
Charging+ Station B-HP / Charging Station B-HP	Mandatory	Mandatory	Mandatory	Mandatory	Mandatory
Smart Key	○	○	○	○	○
Smart Transmitter 2.4	○	○	○	○	○
Smart Mic	○	○	○	○	○
Rexton APP	○	○	○	○	○
M-Core CROS R	○	○	○	—	—
M-Core CROS R-Li	○	○	○	—	—
M-Core CROS iX-CIC	—	—	—	—	—

● available — not available ○ optional

M-Core B-Li-HP · Further information

Abbreviations

The following abbreviations are used in this datasheet:

OSPL	Output Sound Pressure Level
HFA	High Frequency Average
FOG	Full-On Gain
MASL	Magneto Acoustical Sensitivity Level
SPLITS	Coupler SPL for an Inductive Telephone Simulator
RSETS	Relative Equivalent Telephone Sensitivity
SPLIV	SPL In a Vertical magnetic field
AI-DI	Articulation Index - Directivity Index
IRIL	Input Related Interference Level
RTF	Reference Test Frequency

Standards

- ▶ All measurements with the 2 ccm coupler were performed according to ANSI S3.22-2014 and IEC 60118-0:2015 if applicable.
- ▶ All measurements with an ear simulator were performed according to IEC 118-0/A1:1994 and to DIN 45605 (frequency range) if applicable.
- ▶ Curves and figures representing FOG are measured with 20 dB reduction and 70 dB SPL input level.
- ▶ Figures representing Equivalent Input Noise incorporate a moderate expansion.
- ▶ Tinnitus noiser measurement conditions: all tinnitus single frequency sliders in max position, master volume slider in default position (0 dB) and local volume control in default position.
- ▶ Inductive coil sensitivity values, inductive response curves and T ratings apply for instruments with telecoil only.
- ▶ The current consumption is measured in reference test setting (RTS) according to the applicable standards. Due to the settling behaviour of hearing instruments supporting RF (radio frequency), the battery current is measured 3 minutes after turning on (note: no pairing)
- ▶ The battery runtime is based on first fit settings using 80 % of the fitting range and an ISTS (International Speech Test Signal) input signal at 65 dB SPL (note: pairing established). The actual battery runtime is determined by battery quality, hearing loss, sound environment, usage and activated feature set. Regarding RF usage (Bluetooth streaming) two different conditions are considered.
- ▶ Extended frequency range up to 10 kHz for 80 devices only.
- ▶ The following acoustic connections / ear pieces were used:
 - Earhook

Special note for instruments with built-in lithium-ion rechargeable battery

- ▶ The runtime of all lithium-ion rechargeable batteries reduces over time. The estimates are based on fresh lithium-ion rechargeable battery capacity. Under normal operating conditions, the battery will retain up to 80 % of its initial capacity after 2 years of use. Please note that battery performance will vary depending on individual usage patterns and environmental conditions.



“Made for iPod”, “Made for iPhone”, and “Made for iPad” mean that an electronic accessory has been designed to connect specifically to iPod, iPhone, or iPad, respectively, and has been certified by the developer to meet Apple performance standards. Apple is not responsible for the operation of this device or its compliance with safety and regulatory standards. Please note that the use of this accessory with iPod, iPhone, or iPad may affect wireless performance.

The information in this document contains general descriptions of the technical options available, which do not always have to be present in individual cases and are subject to change without prior notice. The required features should therefore be specified in each individual case at the time of conclusion of the respective contract.